






Lesson 5

The Effects of Sin

Memory Verse:

God is faithful and fair. If we admit that we have sinned, He will forgive us our sins. He will forgive every wrong thing we have done. He will make us pure. 1 John 1:9 (NirV)

Scripture Verses:

-  1 John 1:8-10
-  Genesis 4
-  Matthew 4:1-10
-  Hebrews 4:15
-  James 1:13-15

Materials Needed:

- Bible
- 10 sheets of paper
- Marker
- One prize (toy)
- One piece of candy
- One piece of sour candy or a lemon
- Tape
- Chalkboard and chalk
- Basket of fruit and vegetables (real or artificial)
- Sheep stuffed animal or picture of sheep (page 11)
- Bible
- Spring-loaded rat trap or mouse trap
- Stick
- Several sheets of paper (10-15)
- Markers
- Crayons
- Pencils
- Pictures of warning labels or signs
- Picture of a lion (page 12)
- Scissors
- Black markers or crayons
- 1 -3 medium or large balloons

Life Point:

Sin always leads to trouble.



This lesson is based on **Seeker Series Issue #3: Sabotage**. It is recommended that you read this story before class so that you are familiar with it. Make sure each child has their own copy.

Lesson Summary:

In this lesson, the children will learn:

- The effects of sin on mankind and the world
- The danger of sin
- The reason why all of us are tempted to sin

Teacher Introduction:

PowerMark Seeker Series Issue #3, "Sabotage", addresses the question "What is Sin?" In this book, PowerMark presents the Christians' perception of sin. The Seekers hear about Satan and how he desires to tempt mankind to sin and lead them away from God. They also learn that pain, death, sickness, selfishness, hardships, violence, and separation from God are a few of the main consequences of sin. They discover that God has a solution for the curse of sin. That solution is through His Son, Jesus.

In this lesson, the children will learn the consequences or effects of sin on mankind and the world. Death, disease, disasters, violence, pain, sickness, selfishness, and separation from God are a few of the main effects of sin. Today, thousands of years after the first sin, we still feel the effects of sin. The children will also learn that there are consequences for our choices and that each of us are held accountable for our actions.

They will hear the story of Cain and Abel, Adam and Eve's sons, and the choice Cain made to kill his brother. All of this is a direct result of Adam and Eve's sin. Because they sinned, they developed a sinful nature and that sinful nature has been passed down to their children and is still at work in our lives today. The children will also learn God's solution to the problem of sin and how we can say "NO!" to sin.

Large Group Time

◎ Lesson Introduction

Supplies:

- ❑ Bible
- ❑ 10 sheets of paper
- ❑ Marker
- ❑ One small prize (toy)
- ❑ One piece of candy
- ❑ One piece of sour candy or a lemon
- ❑ Tape

Title: “Choice and Consequence”

Purpose: For the children to understand that our choices have a consequence, either negative or positive, and we are responsible for our choices and actions.

Preparation: Number each sheet of paper one through ten. Write the numbers large enough for everyone in the room to see. On the other side of the papers write a “consequence”, an action the child has to perform.

See the examples below:

1. Act like a chicken.
2. Jump five times on one leg while spinning around.
3. Get on your hands and knees and bark like a dog.
4. Get a prize from the teacher.
5. Laugh like a hyena.
6. Make a silly face.
7. Get a treat from the teacher.
8. Act like a monkey.
9. Eat a sour piece of candy (or lemon).
10. Sing the song “Jesus Loves Me”.

Tape the sheets of paper to the wall with the number side facing out.

Activity Instructions: Select ten children and have them join you at the front of the room. Each child, one at a time, chooses one of the numbers and then has to do the “consequence” written on the back. Once a number has been chosen, remove it from the wall.

Select the ten children needed for the game. Say: **We are going to play a game called “Choice and Consequence.” “Consequence” is a big word that simply means what happens after we make a choice. A consequence can be good or bad, depending on the choice you make. In the game “Choice and Consequence”, you choose a number and do the action or “consequence” written on the back.**

After playing the game, ask the players: **How did you feel before you made your choice?** (Allow several responses.) **How did you feel when you saw your consequence?** (Allow response.) **Was the consequence for your choice good or bad?** (Allow several children to respond. Have them explain their answer.) **Now that we have seen all of the consequences, would any of you have made a different choice?** (Allow response.)

Ask the class: **Raise your hand if you have ever made a choice that led to a bad consequence? I think that all of us have made bad choices before and those bad choices led to bad consequences. Last week in our Bible lesson we learned about a choice that Adam and Eve made. Who remembers what that choice was?** (Allow

response.) Answer: They chose to eat the fruit from the Tree of the Knowledge of Good and Evil. They chose to disobey God's command. **Was that a good choice or a bad choice?** Answer: Bad choice. **Did their choice lead to a good or bad consequence?** Answer: Bad consequence.

Last week we learned that sin is disobeying God's commands. We also learned that sin has a consequence. What were some of the consequences from Adam and Eve's sin? Answers: death – they would not live forever, separation from God, pain, hard work, shame, etc. **In today's Bible lesson, we are going to learn the effects that sin had upon Adam, Eve and their family.**

© Bible Lesson

Supplies:

- Bible
- Chalkboard and chalk
- Basket of fruit and vegetables (real or artificial)
- Sheep stuffed animal or picture of sheep (page 11)

Scriptures:

- Genesis 4

Title: "Cain and Abel"

Purpose: Learn about the consequences of sin in Adam and Eve's family.

Preparation: Draw a box on the chalkboard. Divide the box in half forming two columns. At the top of the first column write "CHOICE". At the top of the other column write "CONSEQUENCE". Place the basket and sheep within reach.

In last week's Bible lesson, Adam and Eve made a bad choice. What was it? Answer: disobeyed God's command. **I'm going to write their choice in this column.** Write "disobeyed God's command". **Their disobedience to God was sin and sin always has a consequence.**

We talked about some of the consequences of Adam and Eve's sin just a moment ago. Raise your hand if you would like to tell one of the consequences of their sin and I will write it on the board in the "Consequence" column. Answers: death, pain, hard work, separation from God, shame, etc. **We can see that Adam and Eve's choice to sin led to some very serious consequences. As we continue our story about Adam and Eve and their family, let's see if sin continues to bring trouble in their lives.**

Open your Bible to Genesis 4. **After Adam and Eve were sent out of the Garden of Eden, they had a son. His name was Cain. Later, Eve had another son. His name was Abel. As the boys grew, they also had to work hard to help provide food, shelter and clothing for the family.**

Abel was a shepherd, he took care of sheep. What kind of work do you think Abel had to do as he took care of the sheep? (Allow response.) Possible answers: give the sheep food and water, protect them from other animals, shear the sheep's wool, etc.)

Cain worked the ground and grew fruit and vegetables. What kind of work do you think Cain had to do to grow the fruit and vegetables? (Allow response). Possible answers: prepare the soil by tilling it, planting

seeds, watering, protecting the plants and trees from birds, picking or harvesting the fruit and vegetables, etc.

One day, each of them brought an offering to God. Cain gathered some of the best fruit and vegetables that he had grown and brought them as his offering to the Lord. Hold up or point to the basket of fruit and vegetables. **Abel brought the best and fattest parts of some of the first born male lambs as an offering to the Lord.** Hold up the sheep stuffed animal or a picture of a sheep (page 11).

The Lord was pleased with Abel and his offering because Abel presented his offering with a kind and loving heart. But God wasn't pleased with Cain and his offering because his heart was angry and mean. So Cain became very angry. In fact, he was so angry that he wanted to kill his brother.

The Lord said to Cain, "Why are you angry? Do what is right. Then you will be accepted. If you don't do what is right, sin is crouching at your door. It longs to have you. But you must rule over it."

God knew what was in Cain's heart. He knew that Cain was angry enough to kill his brother so God warned him and presented him with two choices:

Choice #1: Do what is right. Consequence: You will be accepted.

Choice #2: Don't do what is right. Consequence: Sin.

Let's see which choice Cain makes. He tells Abel, "Let's go out to the field." So they went out into the field and there Cain attacked Abel and killed him. Cain opened the door to sin. He didn't choose to do right and be accepted by God. Instead, he chose to sin. Return to the chalkboard and write "Cain killed Abel" in the "Choice" column.

We know that our choices have a consequence. What was the consequence of Cain's choice? The Lord said to Cain, "Where is your brother Abel?" Cain replied, "I don't know. Am I supposed to look after my brother?" God said, "What have you done? Listen! Your brother's blood is crying out to Me from the ground. So I am putting a curse on you. I am driving you away from the land. When you work the ground, it will not produce its crops for you anymore. You will be a restless person who wanders around on the earth."

The consequence for Cain's choice to sin was separation from his family, separation from God, his crops would no longer produce fruit and vegetables, and he would wander around the earth. Write these on the chalkboard in the "Consequence" column. **Choosing to do wrong or sin will never lead to a positive or good consequence. Sin always leads to trouble.**

© Object Lesson

Supplies:

- Bible
- Spring-loaded rat trap or mouse trap
- Stick

Title: “Trapped!”

Purpose: To illustrate the negative effects of sin.

Preparation: Learn how to set and activate the rat trap according to the directions supplied with the trap.

Presentation: Hold up the rat trap and ask the children if they know what it is and how it is used. **This trap is used to catch and destroy rats. I’ll show you how it works. First, you put some bait on it to attract the rat to the trap. What kind of bait do you think would attract a rat?** Allow response. Possible answers: cheese, peanut butter, meat etc.

After you bait the trap, you set it. Begin setting the trap. **This trap is a spring-loaded trap. It has these powerful springs attached to this metal bar. You set the trap by carefully pushing the bar from one side of the trap to the other. It is held in place by this metal support, which sits under the trigger where you placed the bait. Once the trap is set, you place it where the rat can get to it.** Set the trap on the ground.

Eventually, the rat smells the bait and moves in for a closer look. Use the stick to represent the rat. Move the end of the stick closer and closer to the trap. **The bait smells and looks so good. In fact, the rat pays more attention to the bait than to the trap. Pretty soon, its desire to take the bait becomes too strong and his concern about the strange device is overwhelmed by his appetite. The rat makes its move to take the bait and...“SNAP!”** Trigger the trap so that it snaps on the stick. **The trap snaps closed on the rat causing its sudden death. What appeared to be a tasty treat became a terrible trap.**

This trap reminds me of temptation and sin. Each of us is tempted to sin. The temptation is like the bait on this trap. What are some temptations we face each day? (Allow response.) **It is not a sin to be tempted. Even Jesus, who was perfect and never sinned, was tempted** (Matthew 4:1-10; Hebrews 4:15).

We sin when we give in to the temptation. Set the trap again. **Let’s pretend that this bait is the temptation to steal a piece of candy from the market. You pass by the candy section and one of the candies grabs your attention. It looks so good! All you can think about is the candy. You know that it is wrong to take it but you are too focused on the candy and ignore your conscience. You look around to make sure that no one notices and reach out to grab the candy. You sneak it into your pocket, walk out the door and...“SNAP!”** Trigger the trap so that it snaps the stick. **You’ve been trapped by sin.**

You might think that you got away with it and that nobody noticed. But there is someone who knows everything. That someone is God. He sees all things and knows all things. He knows that you sinned.

But there is good news. We don't need to be stuck in the trap of sin forever. God doesn't want us to be ruled by sin so He made a way for us to be forgiven and set free from sin. We can be forgiven of our sins by believing that Jesus, God's Son, came to earth and died for us on the cross and by confessing our sins to God and asking for His forgiveness. That's what our Bible verse tells us. Let's review our verse from last week.

© Bible Verse

Supplies:

- Bible
- Chalkboard and chalk
- Eraser

God is faithful and fair. If we admit that we have sinned, He will forgive us our sins. He will forgive every wrong thing we have done. He will make us pure. 1 John 1:9 (NirV)

Purpose: When the verse is taught using actions or an activity, the children will learn the verse easier and will retain it in their memory longer.

Preparation: Write the verse and reference on the chalkboard.

Activity Instructions: Have the children say the verse with you a few times. Choose one of the children to come and erase two of the words. Say the verse again. Choose another child to erase two more words and say the verse. Continue this until all of the words have been erased.

Small Group Time

© Small Group Activity #1

Supplies:

- Bible
- Paper
- Markers
- Crayons
- Pencils
- Pictures of warning labels or signs

Title: "Warning! Danger Ahead"

Purpose: For the children to understand that playing around with sin is very dangerous.

Preparation: Draw or print out pictures of various warning signs or labels for things such as: poisonous or hazardous substances, medication, power lines, flammable materials, hot materials, water hazards (swift current, flooding, etc.), cigarette smoking, trains or subways, traffic or road signs, etc.

As you show the children the warning signs or labels, ask them what would happen if the warnings were ignored. Say: **These warning signs and labels warn us of the possibility of danger or trouble. If we ignore the signs, we may get hurt, sick, or killed.**

Even if you are teaching in a non-English area you can apply these 4 steps. Just don't make the word association.

Read James 1:13-15. **Evil desires lead to temptation. Temptation may lead to sin and sin will lead to death. When we choose to sin, we choose the way of death. Temptation is like warning signs or labels. When we feel tempted to do something that we know is wrong, we should "S-T-O-P!" "S" is for "Stop". Pause for a moment to examine the temptation. "T" is for "Think." Think about what will happen if you choose to give in to the temptation. Think about the**

consequences for choosing to do wrong. “O” is for “Obey.” Remember that we need to obey God and His commands. “P” is for “Pray.” Talk to God and ask for His help to do what is right. You may want to review this with the children a few times. Think of a few scenarios where they may be tempted to sin (i.e., lying, cheating, stealing, disobeying, etc.) and have the children apply the “S-T-O-P” method to each one.

Afterward, tell the children to find a partner. Give children paper and writing materials and instruct them to make a warning sign or label for sin.

© Small Group Activity #2

Supplies:

- Bible
- Picture of a lion
(page 12)

Title: “Crouching Sin”

Purpose: To review the Bible lesson and apply it to daily living.

Preparation: Bring a picture of a lion or use the one on page 12.

Open your Bible to Genesis 4 and say: **In today’s Bible lesson, we learned that Adam and Eve had two sons. What were their names?** (Allow response). Answer: Cain and Abel. **Each of the sons had jobs to help provide for the family. What did Cain do?** (Allow response.) Answer: He grew fruit and vegetables. **What did Abel do?** (Allow response.) Answer: He took care of sheep.

Each of them brought an offering to the Lord. Whose offering was pleasing to the Lord? (Allow response.) Answer: Abel’s offering. **How did Cain respond when God was not pleased with his offering?** (Allow response.) Possible answer: he was angry and sad. **What did God say to Cain when He saw that Cain’s heart was angry?** (Allow response.) Possible answers: Do what is right. Then you will be accepted. If you don’t do what is right, sin is crouching at your door. It longs to have you.

It is interesting how God spoke of sin. He said that “sin is crouching at your door. It longs to have you.” God was trying to warn Cain of the danger of sin. This picture of sin is very similar to a crouching lion ready to attack. Show the picture of the lion. It is as though God was saying, “Cain, be careful. Sin is like a hungry lion crouching outside your door. It waits for you to open the door and when you do, it will attack you in an instant. Sin will destroy you.”

What would you do if a lion was crouching outside your door? (Allow response.) **Would you open the door or stay inside where it is safe?** (Allow response.)

What choice did Cain make? (Allow response.) Answers: He chose to disobey God, Cain killed Abel. **Why did Cain kill Abel?** Possible answers: he was jealous, he was angry, etc. **Hatred, jealousy, anger, and violence are a few of the effects of sin. These were at work in Cain’s life and he chose to act upon those feelings and kill his**

brother. Even though God warned Cain, he still chose to sin.

When Adam and Eve sinned, sin entered their lives and they took on a sinful nature. That sinful nature was passed on to their children and to each and every one of us here today. All of us are born with a sinful nature. That means that all of us have a desire to sin. But that doesn't mean that we have to give in to the desire to sin. We can say "NO!" to sin and "YES!" to God and His commands. If we choose to play around with sin, it will lead to trouble. Remember, sin is like a crouching lion waiting for you to open the door.

If time allows, play a game called "Crouching Lion". All of the children stand in a circle. One child is chosen to be the "Crouching Lion" and moves to the center of the circle. He squats or crouches down ready to spring up and touch anyone who gets too close. The other children move closer to the lion, seeing how close they can get before he pounces and touches them.

© Bible Verse Review

Supplies:

- Bible
- 1 – 3 medium or large balloons

God is faithful and fair. If we admit that we have sinned, He will forgive us our sins. He will forgive every wrong thing we have done. He will make us pure. 1 John 1:9 (NIRV)

Purpose: To review the Scripture verse and encourage the children to memorize it.

Game: Volley Verse

Preparation: Write the verse on the chalk board or poster board. Gather a few balloons. You will only need one for the game but have a few extra in case the balloon pops.

How To Play: Review the verse and have the children say it with you a few times. Inflate one balloon. Have the children form a circle. Tell them they can move around during the game to help each other. Toss the balloon to one child. Have that child tap the balloon into the air and say the first word of the verse. Before the balloon hits the ground, another child must tap the balloon and say the second word of the verse. Continue the game until the verse is completed. The object of the game is to keep the balloon off of the ground. If the balloon hits the ground, start the game over again beginning with the first word of the verse.

© Life Application

Supplies:

- PowerMark Seeker Series #3 "Sabotage" books (one for each child)

Purpose: To find ways to apply this lesson to daily living and encourage the children to change their lives in order to live the way God wants them to.

Give each child a copy of PowerMark Seeker Series #3, "Sabotage". Review the story up to page 8. Have the children take turns reading

beginning on page 8 and going to the end of the book (one child reads a page or only one speech bubble and then another child has a turn). After reading the story, ask the following discussion questions.

1. **Last week we learned about the affects that sin had upon Adam and Eve. What else happened as a result of the curse of sin upon mankind and the world?** *Sickness or disease in our bodies, natural disasters (floods, earthquakes, etc.), saying and doing things that hurt other people, violence, etc. (pages 10-11).*
2. **The Bible tells us that we are all _____(fill in the blank)?** *Sinners (page 11).*
3. **How often are we tempted to sin?** *Every day (page 11).*
4. **What was one of the main reasons that God created us?** *God created us to know Him (page 11).*
5. **What happened to man’s relationship with God after Adam and Eve sinned?** *Sin separated us from God (page 11).*
6. **Since Satan cannot read our minds or be in more than one place at a time, how does he tempt us?** *With his lies and our own weaknesses (page 11).*
7. **What is Satan’s goal?** *To keep us separated from God and from entering heaven (page 12).*
8. **What is God’s solution for sin?** *God sent Jesus, His Son, to this world to die on a cross for our sins. If we believe in Jesus and what He did for us and ask God to forgive our sins, we will be forgiven (page 12).*
9. **One of the Seekers chooses to accept Jesus as Lord and Savior. Who was it?** *Yaro (page 13).*
10. **What is Vapyr’s plan to stop the Seekers from learning more about Christianity?** *Bribery. Giving the Seekers anything they want if they will walk away from their study of the Christian faith (page 15).*

Next week we will find out if the Seekers take the bribe or continue on their quest for the truth.

© Closing Prayer


Since this lesson presented what sin is, take this opportunity to introduce the children to God’s solution for sin – His Son, Jesus. Draw their attention to pages 11-12 in Seeker Series #3, “Sabotage.” Lessons 6 and 7 will address in greater detail who Jesus is and how He is the solution for our sin. However, you may want to take some time to briefly explain the way of salvation through Jesus, God’s Son.

End the small group time in prayer. Instruct the children to bow their heads and close their eyes. Ask if anyone would like to ask Jesus to take away their sin. Lead those that respond in a salvation prayer. Break the prayer into small phrases and have the children repeat the prayer after you. Here is a sample prayer of salvation:

**Dear God,
I am sorry for all of my sin.
Please forgive me...
For all of the wrong things...
I have done, said, and thought.
I believe Jesus died on the cross...
So my sins could be taken away...
And He came back to life...
Three days later.
Please come into my life...
And help me love You...
And live like You want me to live.
Thank You for taking my sin away...
And loving me.
In Jesus' name I pray. Amen.**

In addition to the prayer of salvation, allow time for the children to share prayer requests or praise reports. After they have shared, pray for their needs and praise God for their praise reports. You can also have the children volunteer to pray for each others' needs. As you are praying, summarize what was learned today.

**Sheep Picture
Bible Lesson
“Cain and Abel”**



**Lion Picture
Bible Lesson
“Cain and Abel”**

